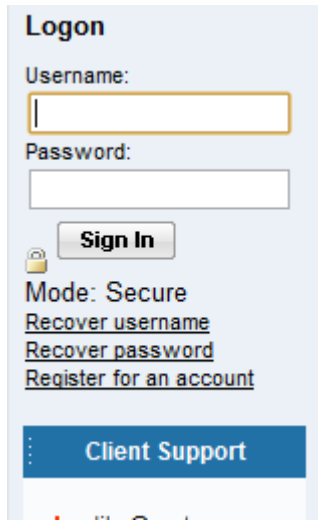


## Direct Submission Instructions

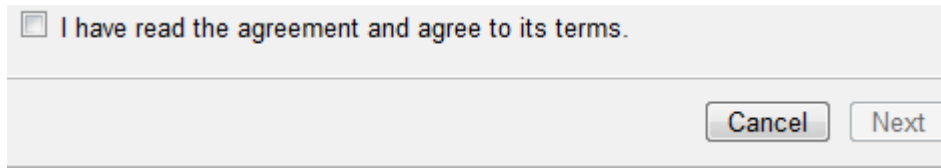
- 1) Select Register for an account:



The screenshot shows a 'Logon' form with the following elements:

- Username:** A text input field.
- Password:** A text input field.
- Sign In:** A button.
- Mode: Secure**
- [Recover username](#)
- [Recover password](#)
- [Register for an account](#)
- Client Support:** A blue button with a vertical ellipsis icon.

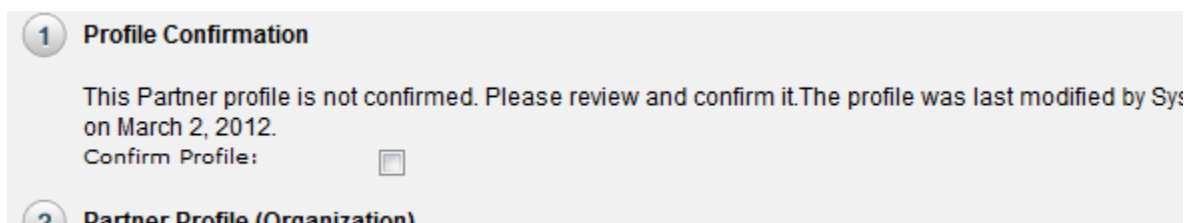
- 2) Follow the steps in the Account Registration Wizard. (Please by-pass the license agreement page by clicking on “I have read the agreement and agree to its terms.” And then next.



The screenshot shows a step in the Account Registration Wizard with the following elements:

- I have read the agreement and agree to its terms.
- Cancel** and **Next** buttons.

- 3) Upon completion, you should receive an e-mail letting you know your registration has been completed. You can now login using the username and password you gave yourself while setting up your account.
- 4) Upon logging in you will be asked to confirm your profile



The screenshot shows the 'Profile Confirmation' step of the Account Registration Wizard with the following elements:

- 1 Profile Confirmation**
- This Partner profile is not confirmed. Please review and confirm it. The profile was last modified by Sys on March 2, 2012.
- Confirm Profile:
- 2 Partner Profile (Organization)**

- 5) After agreeing to the Trading Partner agreement you will be presented with the main page. Where you can be testing your claims by choosing 5010 Claims in the menu bar.



## Direct Submission Instructions

- 6) From your dashboard page you can work through the tasks and submit test files. During the process the EDI Help Desk will be in touch with you to move forward getting you setup as a direct submitter.

<b>Task Name</b>
<a href="#">Professional or Institutional Testing</a>
<a href="#">Download Centene Guide</a>
<a href="#">837P Test File #1</a>
<a href="#">837P Test File #2</a>
<a href="#">837I Test Task #1</a>
<a href="#">837I Test Task #2</a>
<a href="#">5010 Readiness</a>